

Coalition of Kaiser Permanente Unions

Staffing: Facts at a Glance

United States health care*

1.5 million health care job openings

41,200 employers competing to fill these jobs

21.4% national average health care attrition rate

Kaiser Permanente attrition rate**

(employees leaving KP)

8.8% national average all KP employees

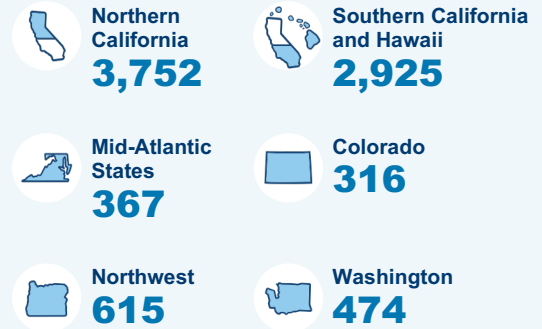
8.6% KP Coalition represented employees

Coalition open requisitions:

	January 2022	January 2023	Change
Full time and part time	19,060	16,821	-12.5% -2,239
On call and per diem	12,420	9,996	-19.5% -2,424

8,449

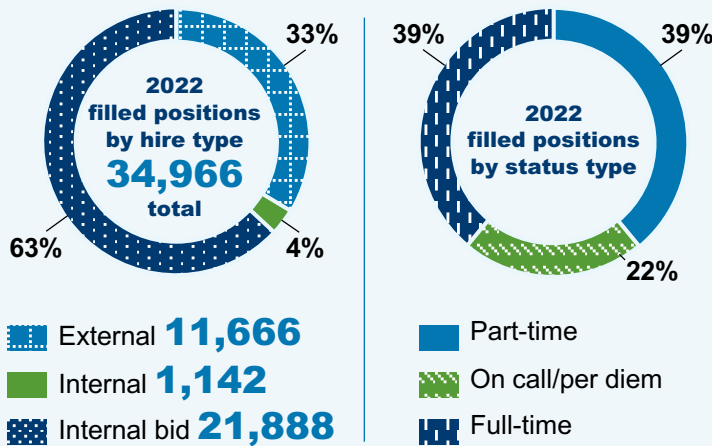
Open Coalition jobs



Total Coalition jobs filled

2021 had **25,066**

2022

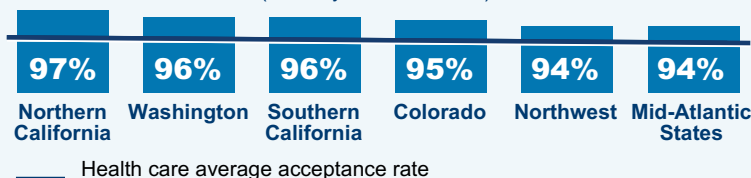


Top 15 open Coalition roles

Medical Assistant	1,210
Aide/Clerk	1,032
LVN/LPN	891
Housekeeping	482
Radiology Technicians	475
Registered Nurses	312
Nurse Assistants	277
Service Reps	254
Lab Assistants	247
Patient Care Technicians	223
ED Technicians	220
Surgical Technicians	210
Call Center Reps	192
Pharmacy Technicians	178

KP overall external job acceptance rate

(January to March 2023)



96% Overall Coalition 2023 acceptance rate

89% Hospital and health system benchmark



*PwC Saratoga Benchmarking 2022 Survey Results

**Numbers vary by region –KP does not exceed the national average in any region